

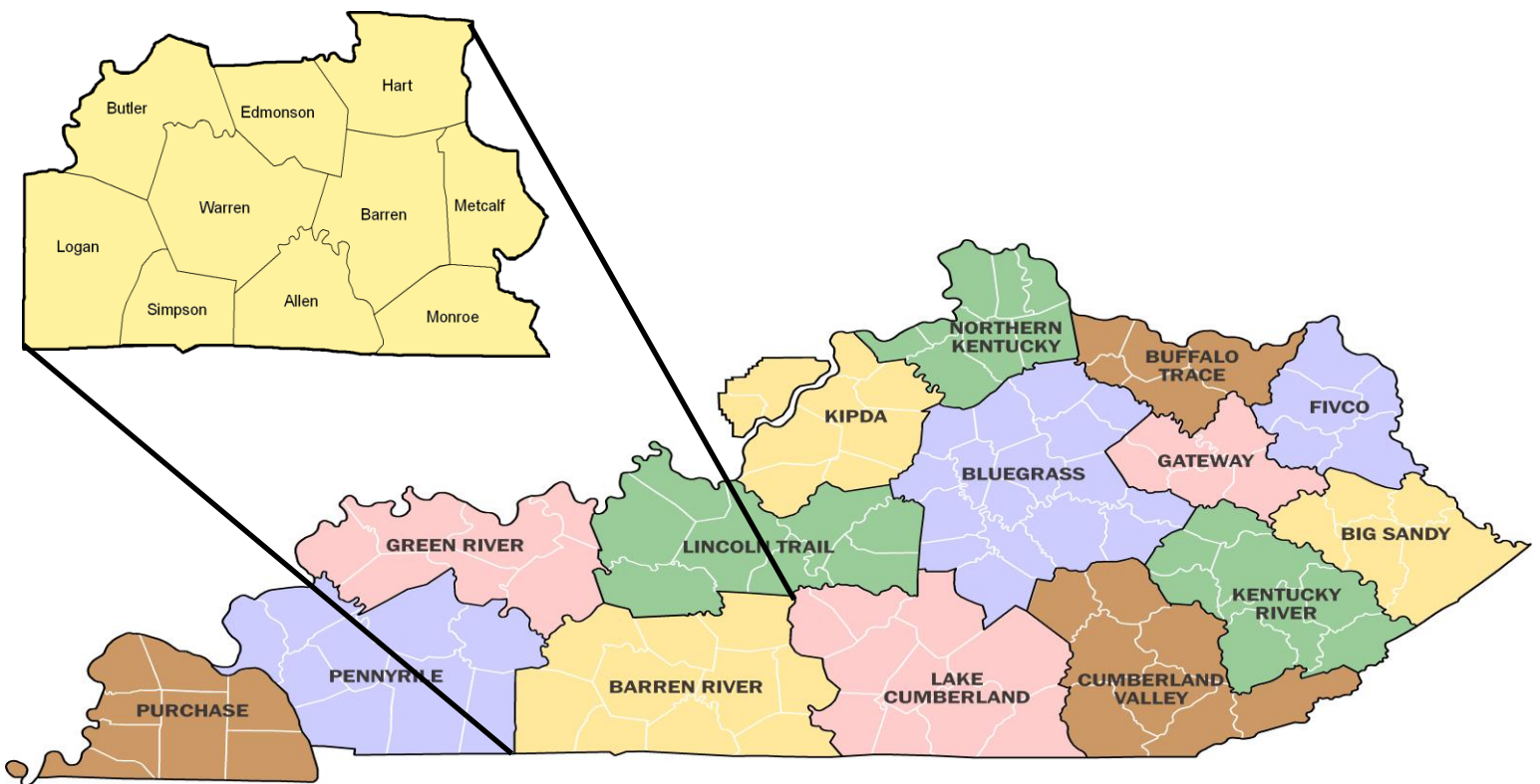
Kentucky Elder Readiness Initiative

A Survey of Commonwealth Residents

Barren River

October 22, 2007

****PRELIMINARY REPORT****



Graduate Center for Gerontology



Assistance. Advocacy. Answers on Aging.



Department for Aging and Independent Living

Kentucky Elder Readiness Initiative


Barren River Area Development District

Barren River: The Context

The Barren River Area Development District is located in the south central part of the state, along the border with Tennessee. The BRADD/AAA serves Allen, Barren, Butler, Edmonson, Hart, Logan, Metcalfe, Monroe, Simpson and Warren counties. Originally populated by Shawnee Indians, the Barren river area was settled by colonists from Virginia, as well as Irish and German immigrants. Early industry involved mining, particularly for saltpeter. Most transportation occurred via the Green River. Although companies such as Carhartt, and Sumitomo Electric Wiring Systems, which produces electrical wiring and components for Honda, Toyota, and Nissan are located in the region, the Barren River Area is most known for tourism. Mammoth Cave, located in Edmonson County, the National Corvette Museum in Bowling Green, as well as Civil War historical landmarks located throughout the region are popular tourist destinations. Barren Lake and Green River are also popular for camping and outdoor recreation. The sale of alcohol is prohibited throughout most of the region, except in certain metropolitan areas.



Mammoth Cave,
Edmonson County, KY



Notable residents of Barren River have included Jim Bowie who died in the Battle of the Alamo and made famous the Bowie knife (born in Logan County), Admiral Claude Charles Block, local commander of the American fleet at the time of Pearl Harbor (born in Butler County), Terrence W. Wilcutt, astronaut (born in Russellville, Logan County), Duncan Hines, U.S. pioneer of restaurant ratings for travelers (born in Bowling Green, Warren County) and Diane Sawyer, TV journalist (born and raised in Glasgow, Barren County),

The KERI Initiative

The Kentucky Elder Readiness Initiative (KERI) was announced by Governor Ernie Fletcher on August 15, 2005. The goal of KERI is to foster statewide awareness, dialogue and insight into the challenges and opportunities provided by the aging of the "Baby Boom" population (persons born between 1946 and 1964) and to stimulate local and statewide initiatives to appropriately address the pending changes that will result from this process. KERI is based on a positive philosophy of old age. Elders are viewed not as dependent but as a resource. Planning for our future involves all age groups and constituencies and the participation of elders in the process is essential. KERI is also concerned with regional differences. What is appropriate for Paducah may not apply to Louisville or reflect the needs and potential of Hazard or Somerset. Finally, KERI is part of a process of continuous planning; it is not a report to be placed on a shelf but rather a statewide movement to prepare for a better future. Participation of the media in this movement is vital.

Initial KERI activities involved assembling background information on Baby Boomers and elders in Kentucky. A series of fact sheets summarizing this information for each Area Agency on Aging (AAA) is available on our website:

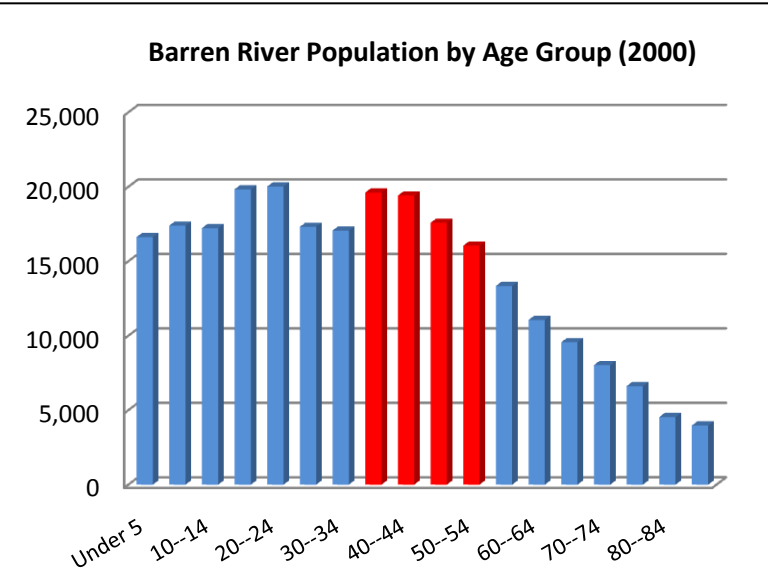
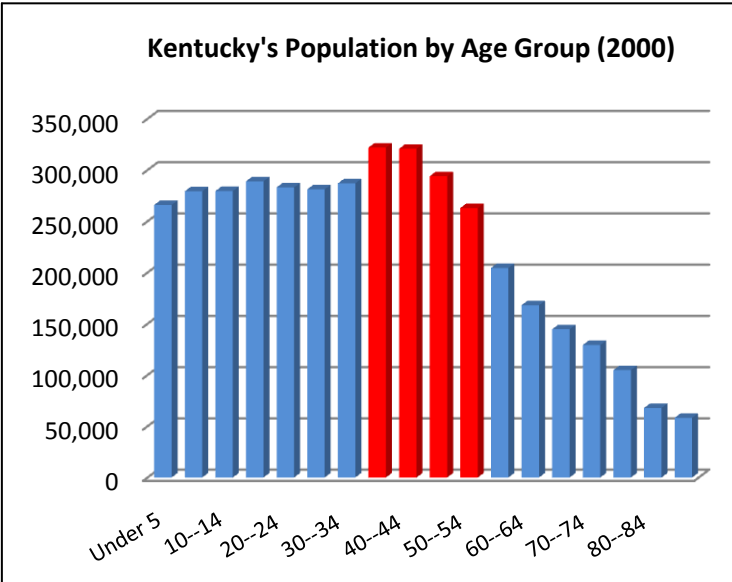
<http://www.mc.uky.edu/gerontology/keri.htm>.

In the summer of 2006, two focus groups (one with community leaders and one with service providers) and a community forum were conducted in each of the 15 AAAs. Findings from the focus groups were incorporated into a statistically representative statewide survey sent to 9,600 Kentucky households in the summer of 2007. Preliminary descriptive findings from this survey for Barren River are presented in this report. These preliminary data are intended to provoke discussion and elicit feedback that can be incorporated into a final report which will include both additional comparative data and analysis and recommendations resulting from community forums and discussions.

The KERI Survey

Information provided in this report was derived from a statistically representative random sample of 640 households in the Barren River Area Development District conducted by the University of Kentucky Survey Research Center in June and July of 2007. Responses were received from 218 households representing a response rate of 34.1%. Data are presented by age group and distinguish between persons born prior to 1946 (62 years of age and older) and Baby Boomers (persons born between 1946 and 1964). The Baby Boom cohort is further broken down into a 1st Wave (born between 1946-1955) and a 2nd Wave (born between 1956-1964). All quotations in the report are from Barren River residents.

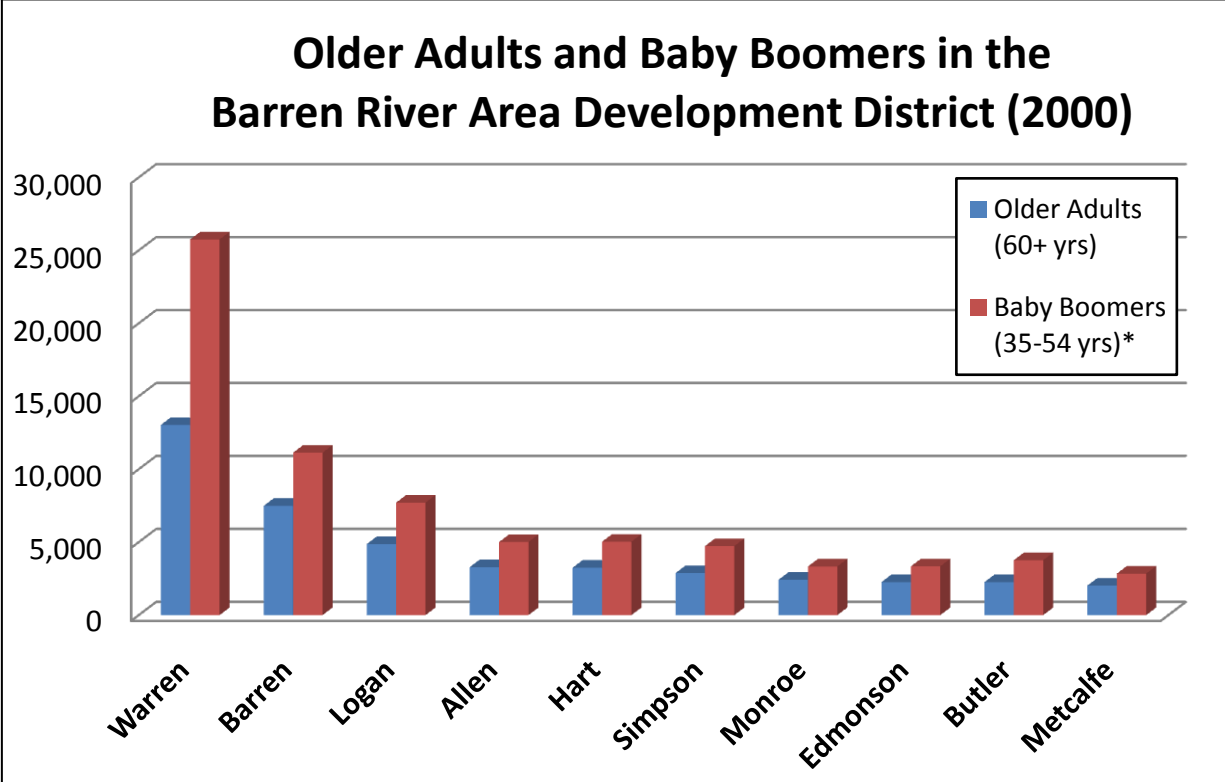
Barren River Area Development District—Demographics



Comparison of population profiles between the state and Barren River Area Development District shows the impact of the Baby Boom generation (shaded in red) on both charts. Barren River records a more pronounced apparent recovery from the Baby Bust that followed the Baby Boom than does the state as a whole that is apparent in the age groups 15-19 and 20-24. This probably reflects the large student population attending Western Kentucky University in Bowling Green.

Barren River: The Population

According to the 2000 U.S. Census, the Barren River Area Development District was home to 43,775 persons 60 and older, representing 17.2% of the population. It is anticipated that this population will increase to 83,776 persons 60 and older by 2030, representing 26.0% of the population, a 91.4% increase from 2000. A significant proportion of this increase can be attributed to the aging of the Baby Boom generation which in 2000 comprised 72,653 residents between the ages of 35 and 54 and represented 28.5% of the Barren River population.



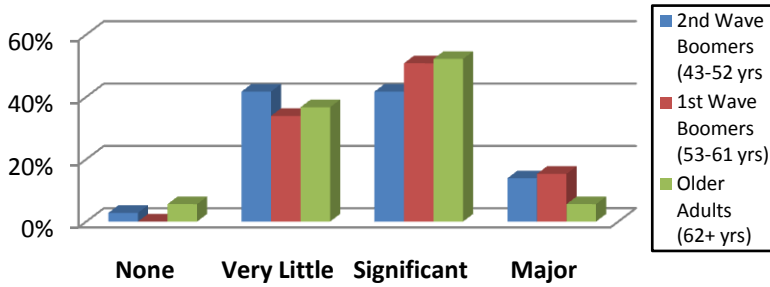
“A lot of our services industries are going to change. The pre-Baby Boomer generation (the older generation now) accepts a lot of things at face value. They don’t ask a lot of questions. Baby Boomers just ask a lot of questions about things.”

US Bureau of the Census, 2000 (SF 1)

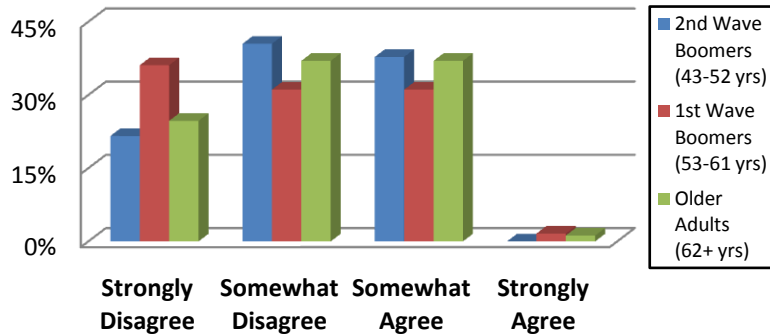
* Persons age 35 in 2000 are not included in Baby Boom Cohort due to US Bureau of the Census (2000) age groupings

Barren River Area Development District—Survey Findings

In your opinion, how much impact will the aging of the Baby Boomers have on your community?



My community is actively preparing for the retirement and aging of the Baby Boomers



Retirement

More than half of Barren River older adults (53.3%) and 45.9% of Baby Boomers consider “retirement is a well-deserved reward for years of hard work.” Approaching one-fifth of older adults (18.9%) and more than two-thirds of Baby Boomers (38.8%) “don’t want to ever completely retire”. Significantly, 17.8% of older adults consider that retirement is “something you are forced to do.” Approaching two-thirds of older adults (61.5%) and 78.6% of Baby Boomer respondents either “somewhat” or “strongly” agree that they “worry/worried a lot about being prepared for retirement”.

With regard to preparation for the potential use of services in retirement, the majority of respondents (57.6%) consider themselves to be “somewhat familiar” with elder services in their community. But only 9.9% of the 191 persons who responded to this question consider themselves “very familiar” with elder services.

Awareness

A major insight from the focus groups was a lack of awareness of issues related to the aging of the Baby Boom generation. Many participants had never thought about the issue and a number of Baby Boomers admitted to being in a “state of denial.” The Barren River survey findings only partially support this view. When asked how often they think about the effects of the aging of Baby Boomers, more than half of Baby Boomers (58.7%) and 43.2% of older adults in the survey admitted to thinking about this issue “often” or in the next most frequent category.

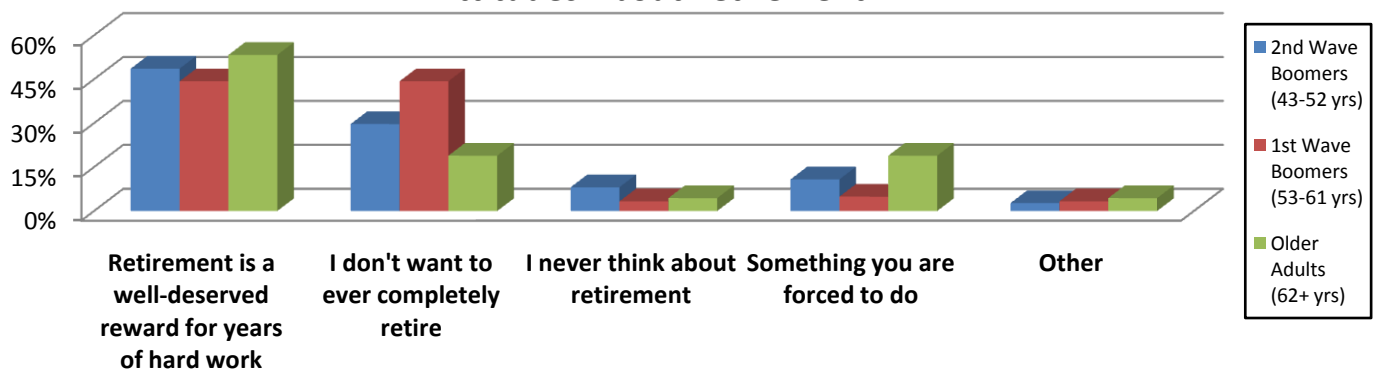
Only six respondents (3.2% of the 185 persons who responded to this question) express the view that the aging of the Baby Boomers will have no effect on their community. In contrast, 62.1% of the Baby Boomers and more than one-half (57.8%) of older adults feel that the aging of the Baby Boomers will have a **significant** or **major** impact.

While the data suggest growing awareness of what has been described as a pending “demographic tsunami,” two-thirds of the Baby Boomers (65.3%) and 61.2% of the older adults surveyed either “somewhat” or “strongly” disagree with the statement that their community is “actively preparing for retirement and aging of the Baby Boomers.” Only two respondents — one Baby Boomer and one older adult— “strongly agree” with this statement. The implication is that residents of the Barren River Area Development District would be supportive of additional initiatives aimed at addressing concerns and opportunities presented by the aging of the Baby Boomer generation.

Barren River respondents consider that aging of the Baby Boom population will have a positive influence on most sectors of their community including transportation, housing, employment, environmental design, funding for services, health care delivery, aging services, caregiving for elders and government policies.

The only area in which they perceive a negative influence of the aging of the Baby Boomers is in the domain of tax revenues.

Attitudes About Retirement



Barren River Area Development District—Survey Findings

Finances

Slightly less than one-third of both Baby Boomers (31.5%) and older adults (32.1%) in the Barren River sample consider money provided by an employer like a pension or retirement account (“not one you paid into”) will be a major source of income in their retirement. At the other extreme, a higher percentage of both Baby Boomers (39.1%) and older adults (34.6%) consider that this will not be a source of income at all.

Well over one-third of the Baby Boomers (38.3%) but less than one-quarter of current older adults (23.3%) responding to the survey consider that money placed into a retirement plan at work, such as a 401K plan will be a major source of income in their retirement plan. But one-quarter of the Baby Boomers (25.5%) and more than one-half of the current older adults (50.7%) surveyed do not view such funds as a source of retirement income.

Only 19.4% of Baby Boomers and 23.1% of current older adults responding to the survey consider that “other personal savings not in a work related retirement plan (e.g. IRA, savings account)” will be a major source of income in their retirement. A significant percentage of respondents (29.0% of Baby Boomers and 38.5% of older adults) consider that such personal savings will not be a source of income in their retirement.

Nearly one-half of Baby Boomer (43.5%) and 58.9% of current older adult respondents consider that Social Security is or will be a major source of income in their retirement. Most of the remainder (50.0% of Baby Boomers and 38.9% of older adults), consider that Social Security will be a minor source of income. Only eight of the 182 respondents to this question, six Baby Boomers and two older adults, consider that Social Security will not be a source of their retirement income. These findings suggest a continuing high level of reliance on the Social Security system in the Barren River area.

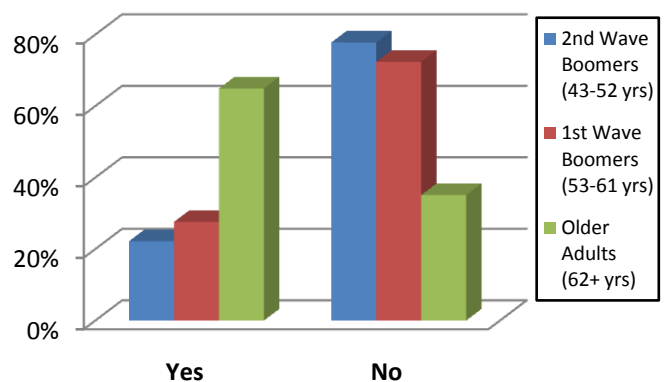
“Where we live is a good place; there’s just no jobs. I went to work in a restaurant, nine hours a day, minimum wage. I never made more than minimum wage, therefore not much Social Security. I draw a little Social Security and have a medical card. Thank God. I get by. So do lots of people around here. Sometimes you can’t plan. You have nothing to plan with.”

Employment

More than one-third (39.3%) of the current older adults who responded to the survey continue to work either full or part time but almost two-thirds (64.9%) plan to do so during their retirement. In contrast, only 25.5% of the Baby Boomers surveyed plan to work during retirement.

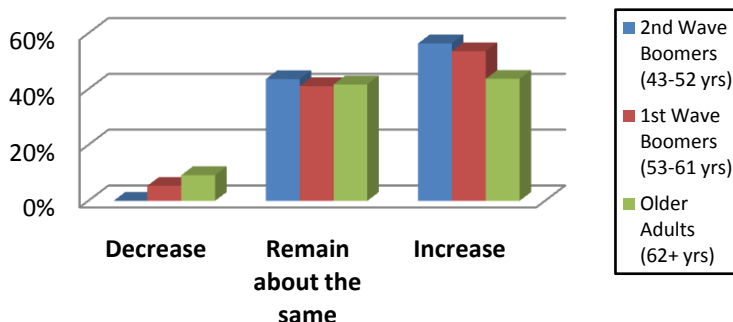
Of those who plan to work during retirement, 44.8% of older adults and 47.8% of the Baby Boomers who responded indicated that the major reason for this decision will be to earn “money to make ends meet.” Among older adults who plan to work during retirement, more than one-half (40.7%) cited “want to keep working” as a major reason. The need “to keep health insurance or other benefits” was reported as a major reason for working post retirement by 31.0% of older adults and 50.7% of Baby Boomers.

Plan to Work During Retirement



“While I’m grateful to be rather optimistic about my aging years, I’m very concerned about income and health care for the aging population in general. Adequate affordable health care is the key issue.”

Perceived Need for Public Transportation in Future



Transportation

Nearly one-half of both the Baby Boomers (47.1%) and older adults (48.8%) surveyed responded that their community does not have public transportation. Significantly, 54.7% of the Baby Boomers and 43.7% of the older adults surveyed consider that their public transportation needs will increase as they age. Providing and paying for such transportation, especially in Barren River’s predominantly rural counties, in the context of rising transportation costs is already a significant challenge. Meeting this challenge is likely to become even more difficult in the future.

Barren River Area Development District—Survey Findings

Housing

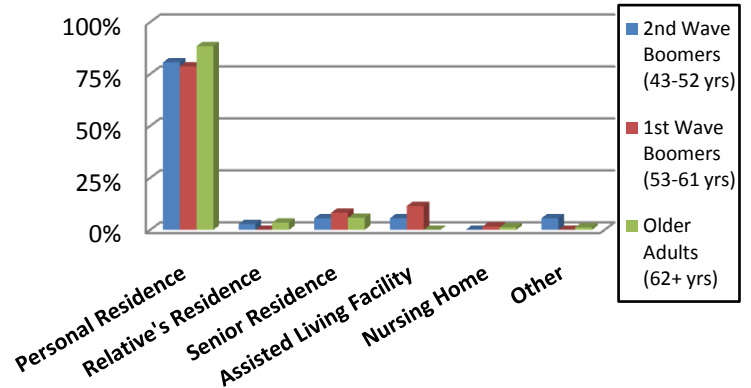
A large majority of Barren River respondents expect to remain in their present residence as they age. When asked where they see themselves living at age 75, the majority of Baby Boomers (79.4%) and most current older adults (88.4%) expect to be living in their personal residence. When asked the same question but for when they are 90 years of age, the percentages drop to 29.0% for Baby Boomers and 35.1% for current older adults.

Living in a relative's residence has historically been considered an option for elders as they grow frail but Barren River residents support current literature suggesting that this is considered a last resort by both elders and their families. Only one Baby Boomer and three current older adult (2.2% of the 183 respondents who answered this question) expect to be living with a relative at 75. And no change in this is expected when they are 90+ with only two Baby Boomers and two current older adults anticipating living in a relative's residence.

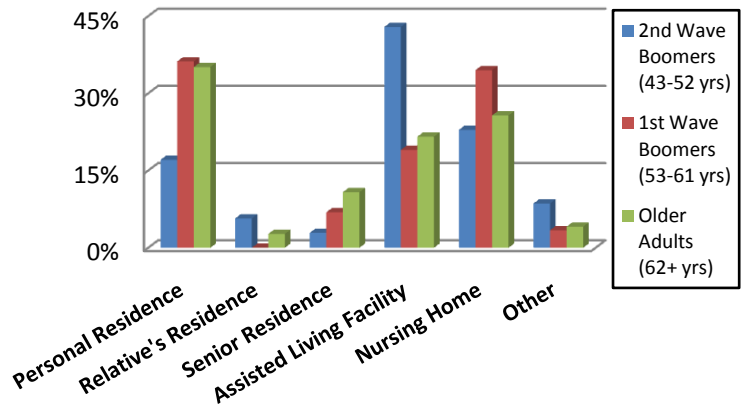
A high proportion of Baby Boomers (28.0%) and older adults (21.6%) expect to be living in an assisted living facility when they are 90+. Second Wave Baby Boomers (42.9%) are particularly enamored of this option. This finding suggests the need for affordable variations of this increasingly popular option.

A surprisingly high percentage of Baby Boomers (30.1%) and older adults (25.7%) expect to be living in a nursing home when they are 90+. This high percentage is contrary to the current national trend toward a lower percentage of elders residing in nursing facilities.

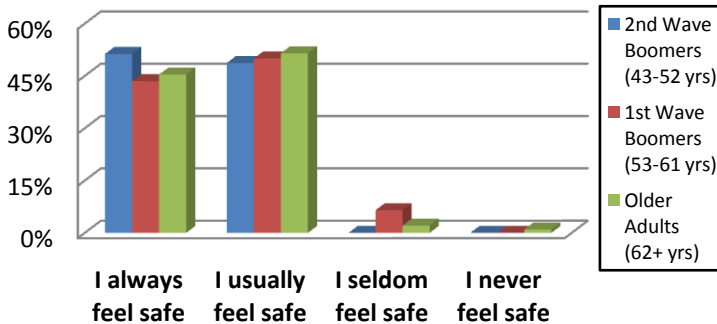
Where People See Themselves Living at Age 75



Where People See Themselves Living at Age 90+



Perceived Feeling of Safety in Community

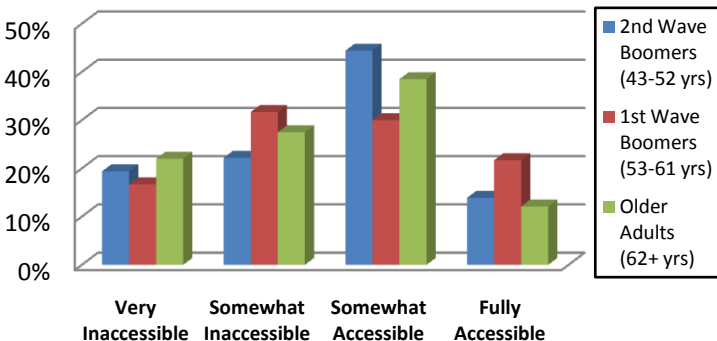


"Health care is going to be affected. I may have health care, but if I retire I might not have it. So I'm going to look for that part time job that will give me health care."

Health and Safety

Overwhelmingly, Barren River respondents feel safe in their communities. Older adults (96.9%) either "always feel safe" (45.4%) or "usually feel safe" (51.5%) in their communities. Baby Boomers (96.0%) universally agreed; 46.5% "always feel safe" and 49.5% "usually feel safe." Only one current older adult reports that they "never feel safe" and only six, four Baby Boomers and two older adults, report that they "seldom feel safe."

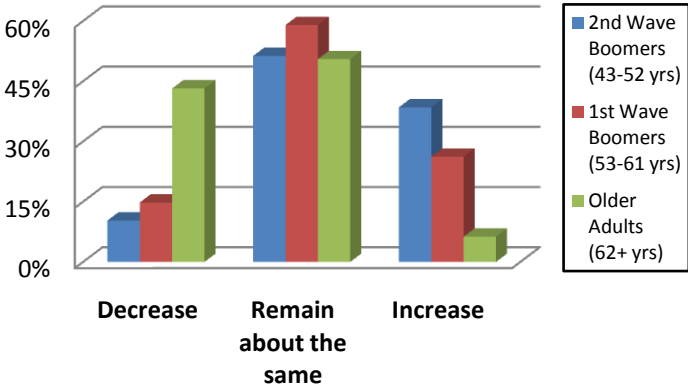
Accessibility of Physical Environment



A major concern identified in the focus groups was the degree to which the physical environment is accessible to both current older adults and Baby Boomers. One-half of older adults (50.6%) consider the physical environment (sidewalks, steps, or lighting) in their neighborhood to be either "somewhat" or "fully accessible." A slightly higher percentage of Baby Boomers (54.2%) hold this opinion. It is important to acknowledge that 22.0% of older adults and 17.7% of Baby Boomers consider their physical environment to be "very inaccessible." This difference likely reflects major local variation in the quality of the micro physical environment and suggests the need for identification and focused attention on the quality of specific local and micro-environments.

Barren River Area Development District—Survey Findings

Community Involvement as one Ages



Community Involvement

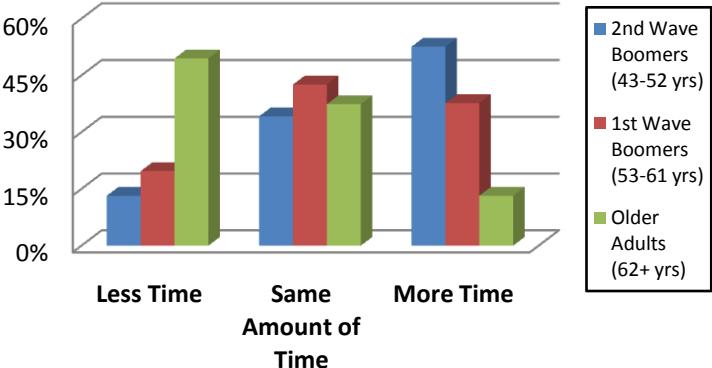
Barren River residents were surveyed as to their anticipated future community involvement and propensity to engage in volunteer activities. More than one-half of the 195 persons who responded to the question (53.3%) consider that their level of involvement in community activities will “remain about the same.” Interestingly, 26.2% of 1st Wave Baby Boomers but 38.5% of 2nd Wave Baby Boomers anticipate “increased involvement” in community activities as they grow older. Only 6.3% of the older adults express this opinion.

When asked about the amount of time they plan to spend volunteering ten years from now, older adults (49.5%), perhaps anticipating declining health and reduced ability were almost three times as likely as Baby Boomers (17.2%) to respond that they would spend “less time” volunteering than they do currently.

In contrast, reinforcing the findings with regard to anticipated involvement in community activities, 43.4% of the Baby Boomers in the survey sample indicated that they will spend “more time” volunteering ten years from now, compared to only 13.2% of current older adults. Second Wave Baby Boomers (52.6%) are far more likely than 1st Wave Baby Boomers (37.7%) to report that they expect to have increased their level of volunteering in ten years.

These findings suggest that the Baby Boom generation, particularly the 2nd Wave Baby Boomers, may be more actively involved in both volunteer and community activities than their predecessors and represent a potential resource for the future of the Barren River Area Development District.

Time Spent Volunteering 10 Years From Now



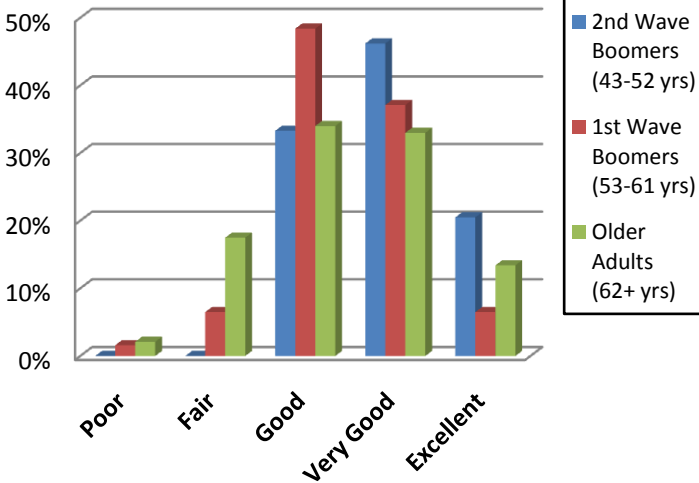
Life Quality

Barren River respondents rate their current quality of life positively. Given choices of “poor”, “fair”, “good”, “very good”, and “excellent,” only three respondents in the entire sample, two older adults and one Baby Boomer (1.5% of the 198 people who answered this question) rate their current quality of life as “poor.” In contrast, 13.4% of older adults and 11.9% of Baby Boomers rate their quality of life as “excellent.” Over two-thirds of current older adults (67.0%) and 83.2% of Baby Boomers rate their quality of life as either “good” or “very good.”

When asked to project their quality of life over the next ten years, the majority of the respondents (68.6%) consider that it will “remain about the same.” Older adults are more pessimistic than Boomers. Older adults (36.6%) are more likely than Baby Boomers (10.9%) to consider that their quality of life will “get worse” over the next 10 years. Only four older adults (4.3%) and twelve Baby Boomers (11.9%) anticipate that their quality of life will “improve” over this period.

“I find that my contacts with other people have become very limited; therefore, I don’t have an opportunity to communicate with anyone very much, meet anyone, date, or just to make friends.”

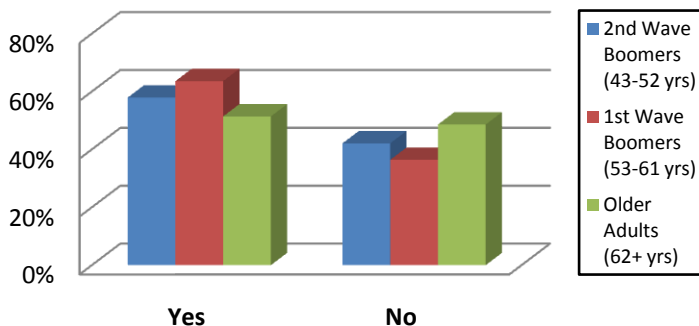
Current Quality of Life



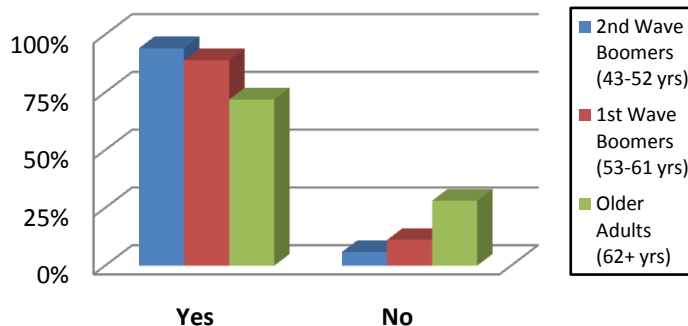
(Cont’d on next page)

Barren River Area Development District—Survey Findings

**Senior Centers
Plan to Use in Future**



**Public Parks
Plan to Use in Future**



“As a 36 year old, I think the aging and retirement of the Baby Boomers will have a large impact on Kentucky’s government and services. I do not think the state and nation is prepared to deal with it. I’m afraid that my generation and those younger than me will bear the financial burden of this problem.”

Life Quality Cont’d

A series of questions focused on 14 separate indicators of quality of life ranging from the availability of venues for the arts and lifelong learning opportunities to restaurants, shopping centers and grocery stores.

Many of those surveyed (41.7% of older adults and 38.6% of Baby Boomers) have taken advantage of lifelong learning opportunities (e.g. computer, art, accounting classes, etc.) in the past twelve months. A much higher percentage of both older adults (60.0%) and Baby Boomers (51.0%) anticipate doing so in the future. It appears that, as the Baby Boomers grow older, there will be increased demand on educational resources.

There is general consensus that many volunteer opportunities (service in hospitals, food pantries etc.) are currently available in the Barren River area. Both Baby Boomers (87.9%) and the current generation of older adults (88.7%) share this view. While in the past twelve months 34.5% of the Baby Boomers have participated in such opportunities to enhance their quality of life, 66.7% plan to do so in the future. About the same percentage of older adults (34.1%) has participated in volunteer opportunities during the past 12 months but 45.5% identify this as a future aspiration.

There is widespread acknowledgement that support groups (e.g. caregiver, A.A.) are available in the Barren River area with 85.2% of Baby Boomers and 76.5% of older adults reporting such knowledge. Few of the Baby Boomer respondents (11.1%) have used support groups in the past 12 months but a much higher percentage of those surveyed (31.1%) anticipate using such resources in the future. Nearly one-fifth of current older adults (18.2%) have used a support group in the past 12 months but 26.7% see such a need in their future.

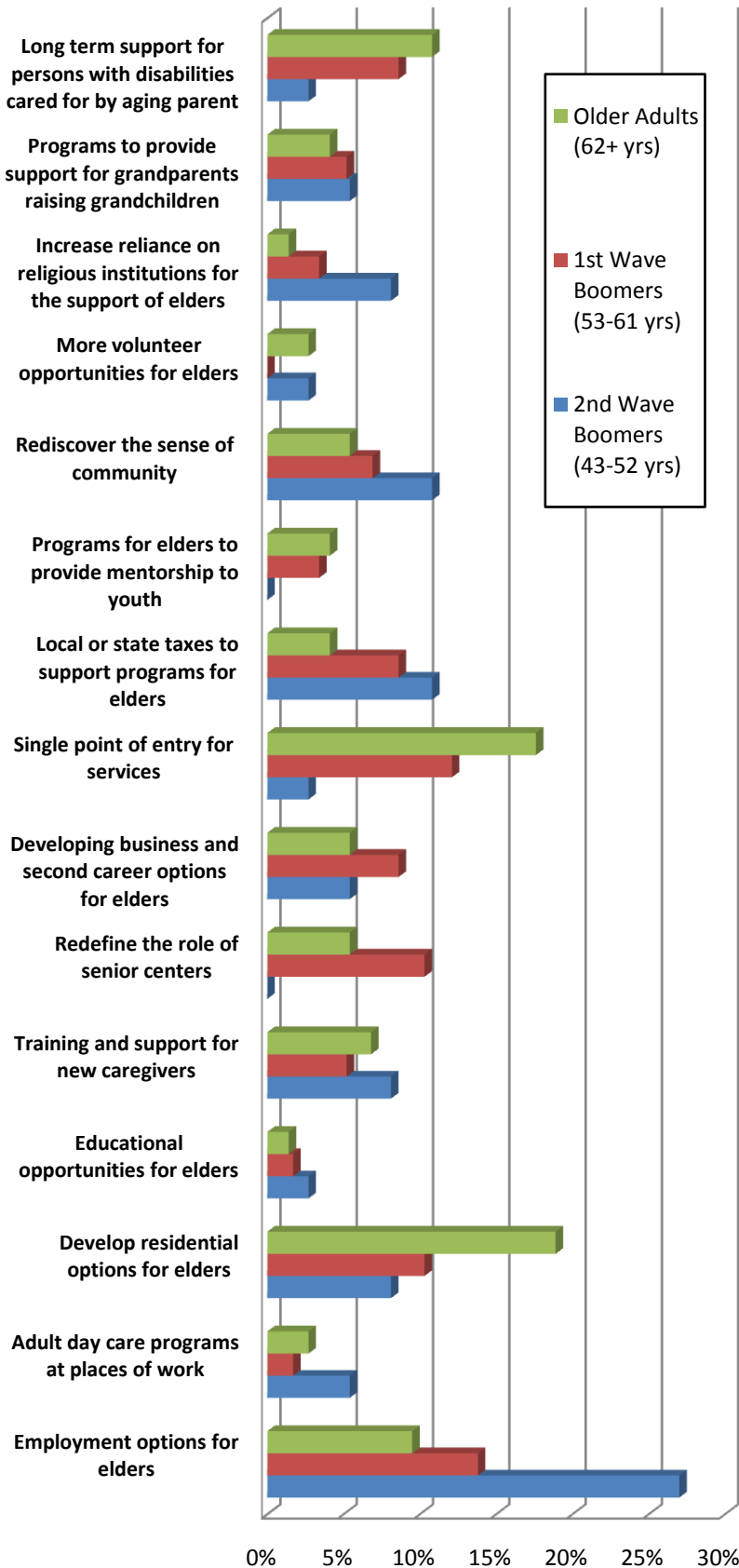
More than three-quarters of the Baby Boomers responding to the survey (79.4%) have used public parks in their community during the past 12 months. A lower percentage of current older adults (64.8%) report such usage. It is important to note that a higher percentage of both groups (90.9% of Baby Boomers and 71.9% of current older adults) plan to use this resource in the future, reinforcing the need to focus on ensuring that public parks are elder accessible.

More than one-quarter of current older adults responding to the survey in the Barren River area (27.3%) have used a Senior Center in the past 12 months. When future plans are considered, 61.5% of the Baby Boomers and 51.4% of the older adults surveyed, plan to use Senior Centers. This finding suggests that, if Senior Centers are to be considered the community-based hub of the elder services delivery system in the future, there is a need to redefine their focus in a manner attuned to ways in which the needs of Baby Boomers differ from the current generation of older adults.

When asked which one of the 14 life quality resources they consider most important, 49.5% of the Baby Boomers and 54.8% of older adult respondents rate “churches, spiritual groups and other religious organizations” as the most important, far outdistancing shopping centers among current older adults (13.1%) and large grocery stores (9.3%) and “recreation facilities, e.g. gyms, walking paths etc. (9.3%) among Baby Boomers. The extreme importance placed on the church and faith organizations as determinants of quality of life reinforces findings from the focus groups which also revealed the perceived value and potential of this constituency as a resource for addressing the challenges and opportunities presented by an aging population. Other resources considered most important for quality of life by Baby Boomers are restaurants (8.2%), community activities (7.2%) and shopping centers (7.2%). Other resources considered most important to quality of life among older adults are community activities (6.0%), restaurants (4.8%) and large grocery stores (4.8%).

Barren River Area Development District—Survey Findings

Most Important Future Directions in Preparation for the Aging of the Baby Boom Population (Percentage Ranking as Most Important)



Future Directions

One outcome from the 30 focus groups conducted around the state in 2006 was a series of suggestions for future directions that the Commonwealth and individual communities might take in addressing the challenges and opportunities presented by aging of the Baby Boomers. In the survey, Barren River respondents were asked to prioritize many of these suggestions.

Perhaps reflecting concern about their own financial future, 62.2% of Baby Boomers and 50.0% of older adults consider **increasing employment options** for elders to be “very important.” An additional 36.7% of Baby Boomers and 40.9% of older adults consider this to be “somewhat important.” Eight older adults (9.1%) and one Baby Boomer (1.0%) rate this option as “not important.”

Both Baby Boomers and current older adults are less enthusiastic about the strategy of developing **adult day care programs at places of work**. Over one-third (37.5%) of the Baby Boomer respondents and 25.0% of current older adults consider this a “very important” priority. This option is considered “somewhat important” by an additional 37.5% of the Baby Boomers and 52.4% of current older adults. It should be noted that 25.0% of Baby Boomers and 22.6% of current older adults consider that this strategy is “not important.”

Baby Boomers strongly favor placing emphasis on **developing residential options for elders** with 50.0% responding that this is “very important” and an additional 48.0% rating this option as “somewhat important.” Only two Baby Boomers (2.0%) consider this strategy “not important.” This perspective is shared by the large majority of older adults with 52.9% viewing it as “very important” and a further 41.2% suggesting it is “somewhat important.” Only seven people (3.8% of the respondents) consider this strategy to be “not important.”

The majority of respondents (51.4%) consider that **increasing educational opportunities for elders** is “somewhat important.” Baby Boomers (41.8%) are more likely than older adults (32.9%) to rate this option as “very important.”

When asked about the importance of providing **training and support options for new caregivers**, more than one-half of Baby Boomers (54.1%) and approaching two-thirds of current older adults (62.4%) rate this strategy as “very important.” Only two Baby Boomers (2.0%) and five older adults (5.9%) consider that placing a priority on such training is “not important.”

(cont'd on next page)

“We must increase enrollment in our state’s colleges and universities in the areas of health care—in particular, nursing.”

Barren River Area Development District—Survey Findings

Future Directions Cont'd

The large majority of respondents consider that **redefining the role of senior centers** is either “very important” (45.1%) or “somewhat important.” Baby Boomers (49.0%) are more likely than current older adults (40.5%) to consider this direction to be “very important.” These findings support an emerging consensus that there is a need to redefine the role of senior centers for the Baby Boom generation by providing resources such as gyms, modern cafes and computer use areas. Only seventeen of the 182 persons who responded to this question consider this “not important” as a priority.

Baby Boomers (46.9%) are slightly more likely than older adults (40.5%) to respond that placing major emphasis on developing **business and second career options for elders** is “very important.” An additional 44.9% of Baby Boomer and 45.2% of older adults indicate that this is “somewhat important.”

When asked about the importance of emphasizing a single **point of entry (one place to call) for services or information** 60.8% of Baby Boomers and 57.1% of older adults indicate that they consider this “very important.” Few respondents, five Baby Boomers (5.2%) and five older adults (6.0%) of the 181 persons who responded to this question consider this option, currently being pursued as a high priority in the Commonwealth, to be “not important.”

There is a surprising level of support among both Baby Boomers and older adults for **introducing local or state taxes to support programs for elders**. Indeed, 82.6% of the respondents agree that introducing local or state taxes to support programs for elders is either “somewhat important” (45.4%) or “very important” (37.2%). Baby Boomers (41.8%) are more likely than current older adults (31.8%) to rate this option as “very important.” This may reflect a growing realization of the need to find additional sources of funding to support needed programs for elders as their frailty increases.

One half of the 98 Baby Boomers (50.0%) and 61.2% of the 85 current older adults responding to the question consider it “somewhat important” to develop **programs for elders to provide mentorship or guidance to youth**. Baby Boomers (41.8%) are more likely to rate this option as “very important” than are current older adults.

An unexpected finding from the focus groups was the view expressed by many participants that it was important to **rediscover a sense of community and community support that was a traditional component of Kentucky life in the past**. Both Baby Boomers and older adults endorse this need. All but six Baby Boomers (6.1%) consider this to be “very important” (40.8%) or “somewhat important” (53.1%). Nine current older adults (11.0%) consider the rediscovery of community to be “not important,” one-half “somewhat important” (53.7%) and one-third (35.4%) rate this as “very important.”

The majority of both Baby Boomers (59.2%) and older adults (50.6%) consider developing more **volunteer opportunities for elders** to be “somewhat important.” An additional one-third (33.9%) of the 183 people who answered this question rate this as a “very important” priority.

Churches, spiritual groups and other religious organizations were considered to be by far the most important of the various contributors to quality of life considered earlier in this report. But there seems to be somewhat less enthusiasm for placing **‘increased reliance on churches and religious institutions for the support of frail elders.’** A noteworthy percentage (16.8%) among the 184 persons who responded to this question considered this direction to be “not important.” While the largest proportion of respondents (44.0%) consider this to be a “somewhat important” future direction, fewer Baby Boomers (36.7%) and current older adults (41.9%) consider this a “very important” option.

More than 30,000 older Kentuckians are raising approximately 70,000 of their grandchildren. Reinforcing a major current concern in the Commonwealth with developing support for these individuals, 58.2% of Baby Boomers and 54.8% of older adults view it as “very important” to develop **programs to support grandparents raising grandchildren**.

There is also widespread concern among both older adults and Baby Boomers with providing programs for **long term support for persons with disabilities being cared for by an aging parent**, a current area of focus among policy makers and service professionals in Kentucky. More than two-thirds of older adults (67.9%) and 62.9% of Baby Boomers consider this to be “very important.” Only five of the 181 people who responded to this question consider that this is “not important” as a future direction.

When asked to identify which of the potential future directions they considered “the most important” option in preparing for the Baby Boom population, Baby Boomers identified the need to “increase employment options for elders” (18.9%), increased emphasis on “developing residential options for elders” (9.5%), and introducing “local or state taxes to support programs for elders” (9.5%) as the top priorities. For older adults, “developing residential options for elders” (18.9%); emphasizing “single point of entry (one place to call) for services or information” (17.6%) and providing “programs for long term support for persons with disabilities being cared for by an aging parent” (10.8%) were the top priorities. Other options rated as “most important” by older adults included increasing “employment options for elders” (9.5%) and providing “training and support options for new caregivers” (6.8%).

“People are not that aware. They do their own thing and don’t get involved in the community projects.”

This document was prepared by the Graduate Center for Gerontology, University of Kentucky, on October 18, 2007.

Graham D. Rowles, Ph.D.
Director and Principal Investigator

Hollie R. Sands, MPH
Senior KERI Coordinator

Andrew S. Horne
Research Assistant